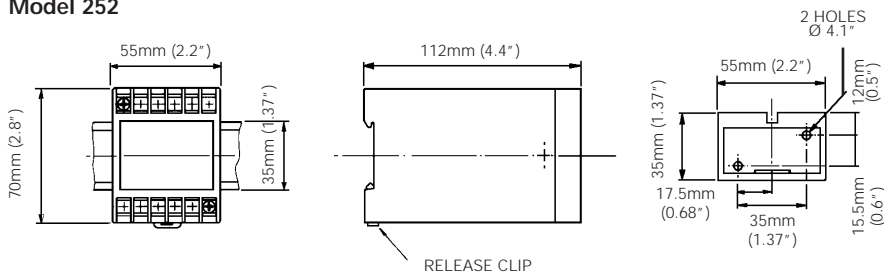


## Specification – DC Transducer Trip

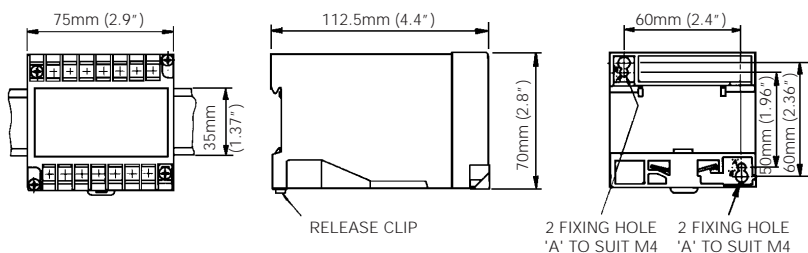
Nominal input current dc	0-1mA, 0-5mA, 0-10mA, 0-20mA, 4-20mA volt drop 1V
Nominal input voltage dc	1V to 50V, input resistance 10kΩ/V
Voltage burden	3VA maximum
Overload	1.2 x rating continuously, 1.5 x rating for 10 seconds
Set point repeatability	>0.5% of full span
Differential (hysteresis)	Pre-set at 1%. Values 1 to 15% available on request
Trip level adjustment	Low trip: 0 to 80% High trip: 40 to 120%
Time delay adjustable	0 to 10 seconds
AC auxiliary supply voltage	100V, 110V, 120V, 208V, 220V, 240V, 480V, ±20%
DC auxiliary supply voltage	12V, 24V, 48V, 110V or 125V, ±15% Max ripple 15%
Auxiliary voltage burden	4VA (max)
Output relay	2-pole change over
Relay contact rating	AC: 240V 5A, non inductive DC: 24V, 5A resistive
Relay mechanical life	0.2 million operations at rated loads
Relay reset	Automatic
Operating temperature	0°C to +60°C (0°C to +40°C for UL models)
Storage temperature	-20°C to +70°C
Temperature co-efficient	0.05% per °C
Interference immunity	Electrical stress surge withstand and non-function to ANSI/IEEE C37 90a
Enclosure style	DIN rail with wall mounting facility
Material	Flame retardant polycarbonate/ABS
Enclosure integrity	IP50
Compliant with	EMC, LVD, Safety Standard IEC 414 UL File No: E113067 recognised up to 600V CSA File No: LR52592 up to 240V ac
Model 252 dimensions	55mm (2.2") wide x 70mm (2.8") high x 112mm (4.4") deep
Model 253 dimensions	75mm (2.9") wide x 70mm (2.8") high x 112mm (4.4") deep
Weight	Model 252: 0.4Kg approx. Model 253: 0.6Kg approx.

## Dimensions

### Model 252

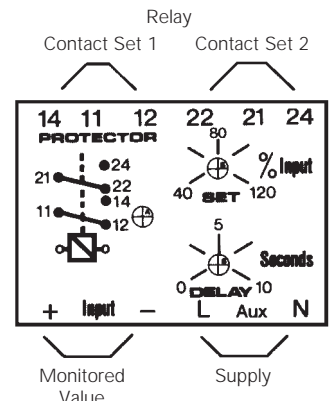


### Model 253



## Connections

### 252-PBB 252-PBA



### 253-PBV

